



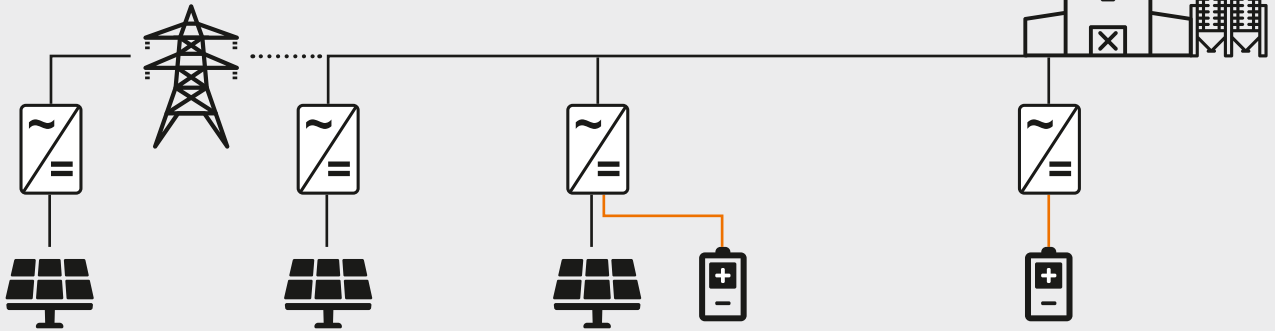
Contact

Name

E-mail

Location address

Phone



Full feed into grid

Self-consumption

Self-consumption with battery storage

Battery storage retrofit

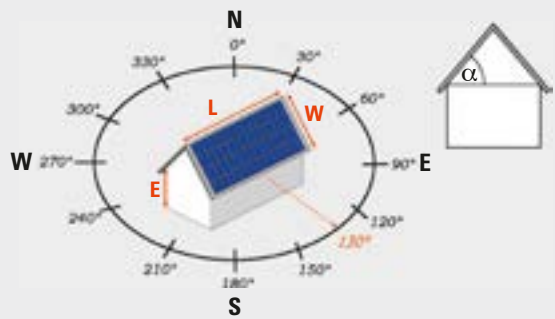
Building and roof design

Length (L) m Width (W) m Eaves height (E) m


Roof pitch α degrees

Roof orientation degrees

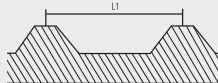
(Example: orientation in the drawing on the right = 130 degrees)



Trapezoidal sheet



Sandwich



Corrugated sheet



Consumption data and existing systems

Annual power consumption kWh

Existing PV system kWp with kVA inverter

Particularities/pictures (power connection, additional consumers, GPS coordinates, electric car ...)